

# OUTPATIENT NEURO REHABILITATION

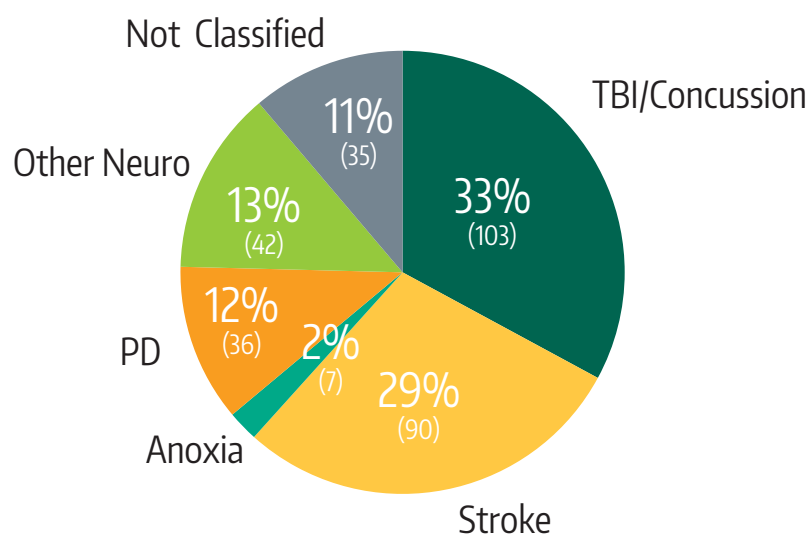
In Fiscal Year 2022 (July 1, 2021 - June 30, 2022), On With Life's Outpatient Neuro Rehabilitation program served 313 individuals. The outpatient program provides physical (PT), occupational (OT) and speech therapy (SP) for those that have sustained a neurological injury such as a traumatic brain injury, stroke, brain tumor or those living with a neurological condition such as Parkinson's disease. Two persons served required an unplanned transfer.

# 100%

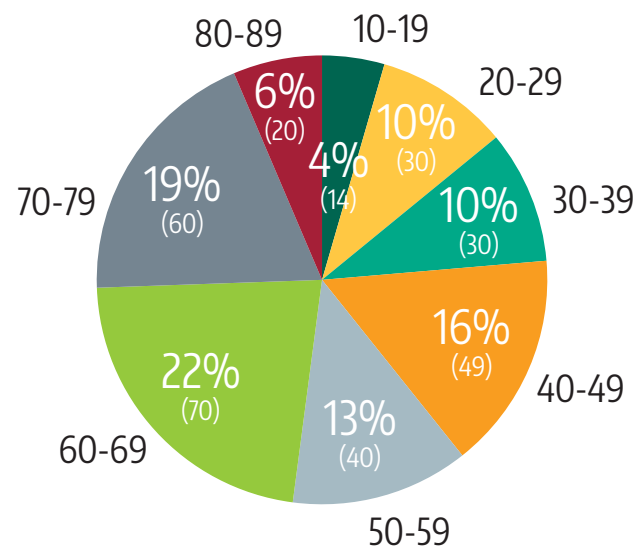
Persons Served and Family **SATISFACTION** at discharge



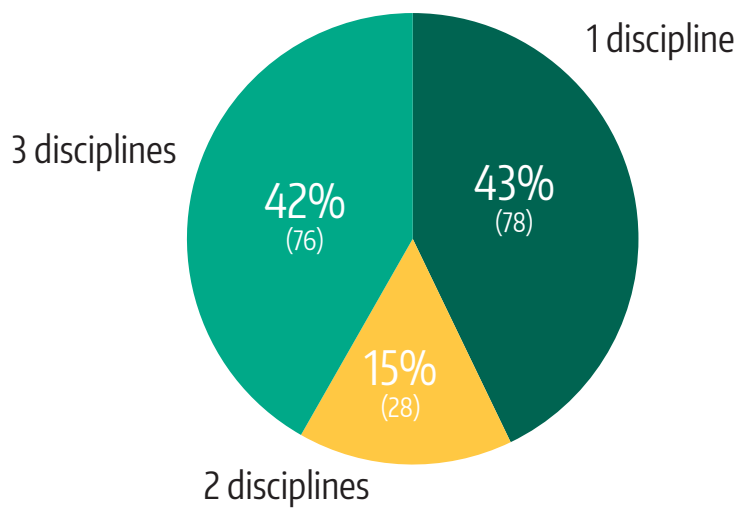
TYPE OF INJURY (n) = 313



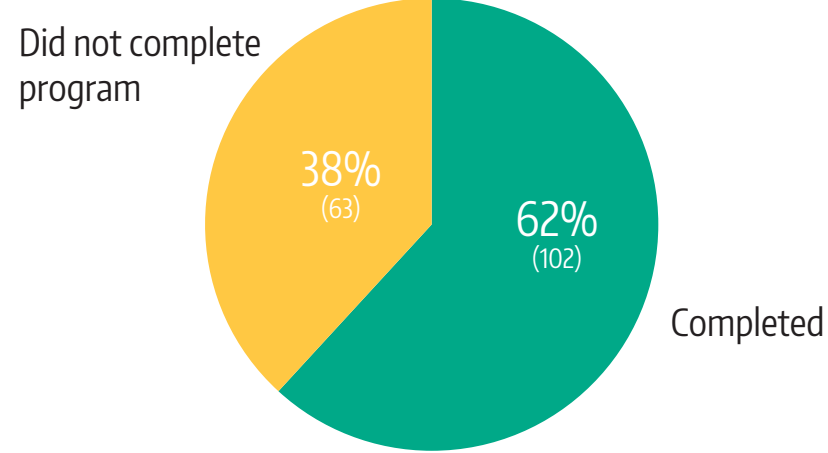
AGES SERVED (n) = 313



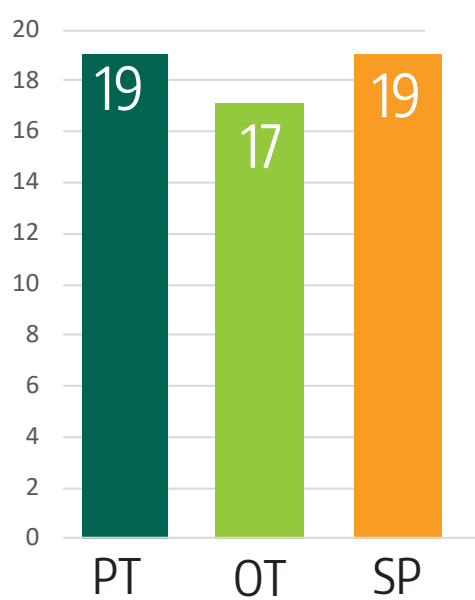
SERVICES REFERRED (n) = 182



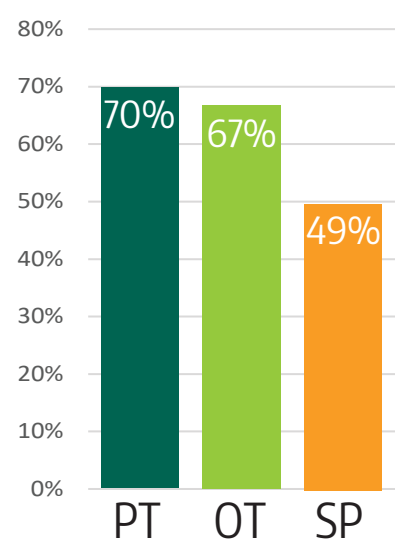
PROGRAM COMPLETION (n) = 165



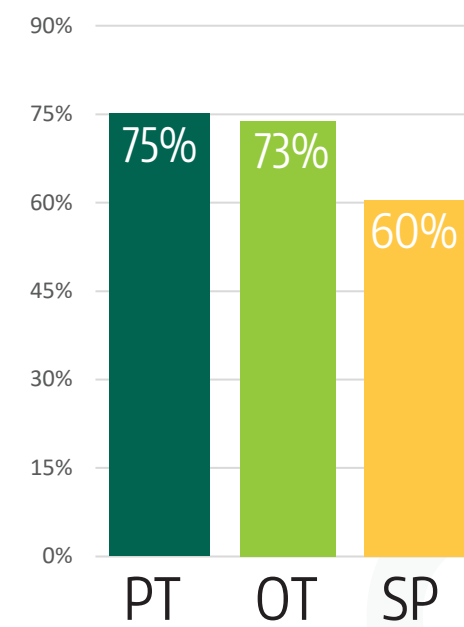
AVERAGE NUMBER OF SESSIONS



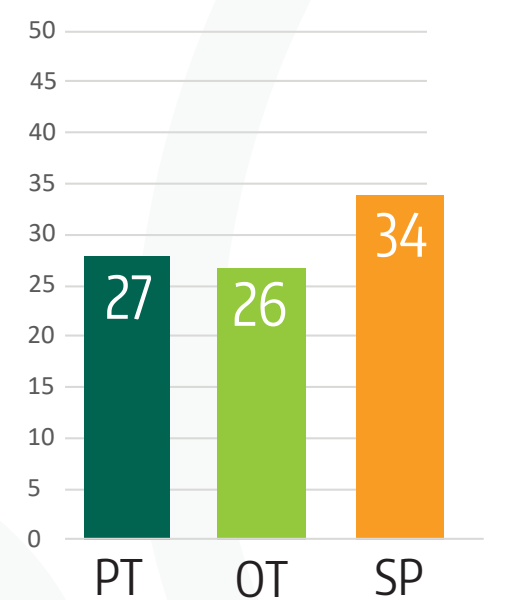
LONG-TERM GOALS MET BY DISCIPLINE



LONG-TERM GOALS MET BY DISCIPLINE



AVERAGE NUMBER OF SESSIONS



83%

SHOWED SIGNIFICANT OR ROBUST IMPROVEMENT

### The Mayo-Portland Adaptability Inventory (MPAI-4)

The Mayo-Portland Adaptability Inventory (MPAI-4) items represent the range of physical, cognitive, emotional, behavioral, and social problems that people may encounter after acquired brain injury. MPAI-4 items also provide an assessment of major obstacles to community integration which may result directly from ABI, as well as problems in the social and physical environment. This outcome measure, which has been in use for several years at On With Life, has given us the ability to look at trends and condition specific results.

### Supervisory Rating Scale (SRS)

The Supervisory Rating Scale (SRS) measures the level of supervision that a person served receives from caregivers. The SRS is widely used in brain injury rehabilitation and allows us a more in-depth view of the 78% of our persons served who are discharging to a home setting. It not only allows us to measure change to supervision needed for caregiving from admit to discharge, but also allows our therapists provide better transition to the home environment based on the level of support needed.



On average, each person served demonstrated 1.5 pt improvement on the SRS



ON WITH LIFE  
BRAIN INJURY + STROKE + NEURO